

LGP20-A



Application

- To transfer clean water with liquid temperature between 0°C and 40°C
- Applicable in water supply and drainage for factories, mines, municipal facilities as well as field irrigation, etc.

Features

- Strengthened pump body ensures more durable and reliable service
- Better sealing effect by using special mechanical seal
- 5-direction outlet for convenient use
- Improved starter handle for easier starting
- 20% increased loading quantity thanks to very compact design
- Less gasoline consumption

Pump


- Anti-rust cast iron impeller and diffuser
- High quality forged steel crankshaft
- Max. suction: 8 m/120 s
- Inlet/outlet: 50 mm/80 mm

Engine

- Single cylinder, 4-stroke, Air-cooled
- Max. power: 5.5 HP/6.5 HP
- Displacement: 163 cc/196 cc
- Rated speed: 3600 rpm

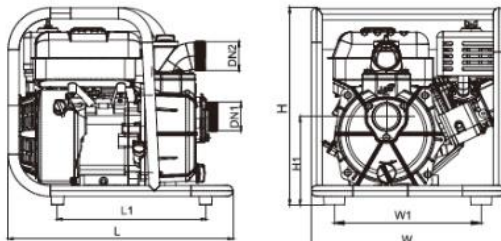
Identification Codes

LGP 20 - A



Technical Data

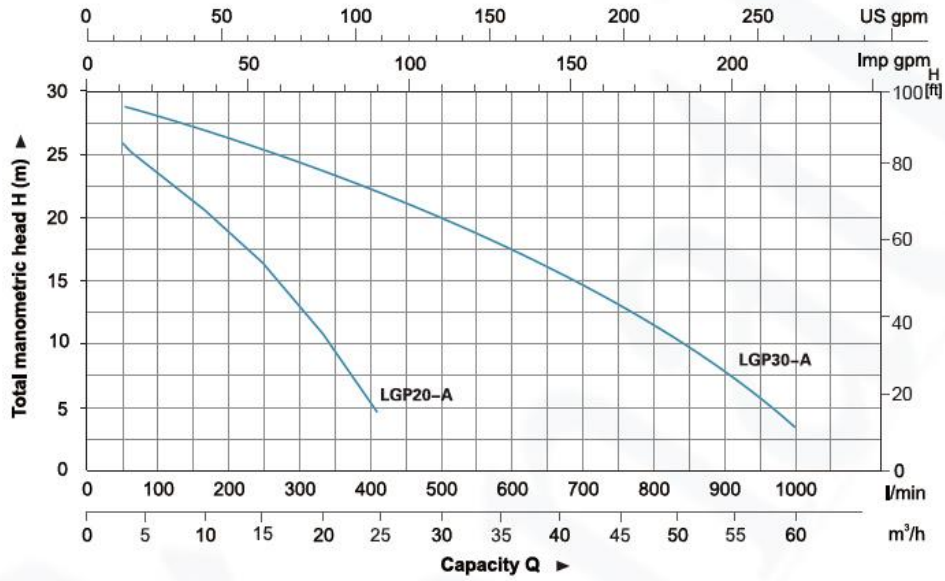
MODEL	POWER	Q (m³/h)	0	5	10	15	20	25	30	35	40	45	50	55	60
	HP	Q (l/min)	0	83.3	166.7	250	333.3	416.7	500	583.3	666.7	750	833.3	916.7	1000
LGP20-A	5.5	H (m)	30	25.1	21.6	17.6	13.4	9.9	6.9	4.4	-	-	-	-	-
LGP30-A	6.5		30	28.4	27.5	26	24	22.5	20	17.5	15	12.5	8.5	6	3.5



Dimension

Model	DN1	DN2	L (mm)	W (mm)	H (mm)	L1 (mm)	W1 (mm)	H1 (mm)
LGP20-A	2"	2"	462	397.5	405.5	306.5	302.5	181
LGP30-A	3"	3"	462	397.5	405.5	306.5	302.5	189

Hydraulic Performance Curves



Materials Table

No.	Part	Material
1	Frame	Steel
2	Gasoline engine	
3	Pump cover	ADC12
4	O-ring	NBR
5	Mechanical seal	Carbon/Ceramic
6	Impeller	Cast iron
7	Diffuser	Cast iron
8	O-ring	NBR
9	Pump body	Aluminum
10	Gasket	NBR
11	Outlet	Aluminum
12	Filling plug	PA6
13	Non-return valve	NBR
14	Inlet	Aluminum



Package Information

Model	GW (Kgs)	L (mm)	W (mm)	H (mm)	Quantity (PCS/20'TEU)
LGP20-A	21.5	470	412	432	340
LGP30-A	23	470	412	432	340

